

INTERNATIONAL STANDARD

NORME INTERNATIONALE

**Connectors for electrical and electronic equipment –
Part 5: Detail specification for 2-way M8 and M12 circular connectors, shielded
or unshielded, free and fixed – Mechanical mating information, pin assignment
and additional requirements for Type 5**

**Connecteurs pour équipements électriques et électroniques –
Partie 5: Spécification particulière pour les connecteurs circulaires M8 et M12 à
2 pôles, à fiches et embases écrantées ou non écrantées – Informations
d'accouplement mécanique, affectation des broches et exigences
supplémentaires pour le type 5**



THIS PUBLICATION IS COPYRIGHT PROTECTED

Copyright © 2022 IEC, Geneva, Switzerland

All rights reserved. Unless otherwise specified, no part of this publication may be reproduced or utilized in any form or by any means, electronic or mechanical, including photocopying and microfilm, without permission in writing from either IEC or IEC's member National Committee in the country of the requester. If you have any questions about IEC copyright or have an enquiry about obtaining additional rights to this publication, please contact the address below or your local IEC member National Committee for further information.

Droits de reproduction réservés. Sauf indication contraire, aucune partie de cette publication ne peut être reproduite ni utilisée sous quelque forme que ce soit et par aucun procédé, électronique ou mécanique, y compris la photocopie et les microfilms, sans l'accord écrit de l'IEC ou du Comité national de l'IEC du pays du demandeur. Si vous avez des questions sur le copyright de l'IEC ou si vous désirez obtenir des droits supplémentaires sur cette publication, utilisez les coordonnées ci-après ou contactez le Comité national de l'IEC de votre pays de résidence.

IEC Secretariat
3, rue de Varembe
CH-1211 Geneva 20
Switzerland

Tel.: +41 22 919 02 11
info@iec.ch
www.iec.ch

About the IEC

The International Electrotechnical Commission (IEC) is the leading global organization that prepares and publishes International Standards for all electrical, electronic and related technologies.

About IEC publications

The technical content of IEC publications is kept under constant review by the IEC. Please make sure that you have the latest edition, a corrigendum or an amendment might have been published.

IEC publications search - webstore.iec.ch/advsearchform

The advanced search enables to find IEC publications by a variety of criteria (reference number, text, technical committee, ...). It also gives information on projects, replaced and withdrawn publications.

IEC Just Published - webstore.iec.ch/justpublished

Stay up to date on all new IEC publications. Just Published details all new publications released. Available online and once a month by email.

IEC Customer Service Centre - webstore.iec.ch/csc

If you wish to give us your feedback on this publication or need further assistance, please contact the Customer Service Centre: sales@iec.ch.

IEC Products & Services Portal - products.iec.ch

Discover our powerful search engine and read freely all the publications previews. With a subscription you will always have access to up to date content tailored to your needs.

Electropedia - www.electropedia.org

The world's leading online dictionary on electrotechnology, containing more than 22 300 terminological entries in English and French, with equivalent terms in 19 additional languages. Also known as the International Electrotechnical Vocabulary (IEV) online.

A propos de l'IEC

La Commission Electrotechnique Internationale (IEC) est la première organisation mondiale qui élabore et publie des Normes internationales pour tout ce qui a trait à l'électricité, à l'électronique et aux technologies apparentées.

A propos des publications IEC

Le contenu technique des publications IEC est constamment revu. Veuillez vous assurer que vous possédez l'édition la plus récente, un corrigendum ou amendement peut avoir été publié.

Recherche de publications IEC -

webstore.iec.ch/advsearchform

La recherche avancée permet de trouver des publications IEC en utilisant différents critères (numéro de référence, texte, comité d'études, ...). Elle donne aussi des informations sur les projets et les publications remplacées ou retirées.

IEC Just Published - webstore.iec.ch/justpublished

Restez informé sur les nouvelles publications IEC. Just Published détaille les nouvelles publications parues. Disponible en ligne et une fois par mois par email.

Service Clients - webstore.iec.ch/csc

Si vous désirez nous donner des commentaires sur cette publication ou si vous avez des questions contactez-nous: sales@iec.ch.

IEC Products & Services Portal - products.iec.ch

Découvrez notre puissant moteur de recherche et consultez gratuitement tous les aperçus des publications. Avec un abonnement, vous aurez toujours accès à un contenu à jour adapté à vos besoins.

Electropedia - www.electropedia.org

Le premier dictionnaire d'électrotechnologie en ligne au monde, avec plus de 22 300 articles terminologiques en anglais et en français, ainsi que les termes équivalents dans 19 langues additionnelles. Egalement appelé Vocabulaire Electrotechnique International (IEV) en ligne.

INTERNATIONAL STANDARD

NORME INTERNATIONALE

**Connectors for electrical and electronic equipment –
Part 5: Detail specification for 2-way M8 and M12 circular connectors, shielded
or unshielded, free and fixed – Mechanical mating information, pin assignment
and additional requirements for Type 5**

**Connecteurs pour équipements électriques et électroniques –
Partie 5: Spécification particulière pour les connecteurs circulaires M8 et M12 à
2 pôles, à fiches et embases écrantées ou non écrantées – Informations
d'accouplement mécanique, affectation des broches et exigences
supplémentaires pour le type 5**

INTERNATIONAL
ELECTROTECHNICAL
COMMISSION

COMMISSION
ELECTROTECHNIQUE
INTERNATIONALE

ICS 31.220.10

ISBN 978-2-8322-5609-1

**Warning! Make sure that you obtained this publication from an authorized distributor.
Attention! Veuillez vous assurer que vous avez obtenu cette publication via un distributeur agréé.**

CONTENTS

FOREWORD	5
INTRODUCTION	7
1 Scope	9
2 Normative references	9
3 Terms and definitions	10
4 Common features and typical connector pair	11
4.1 Systems of levels	11
4.1.1 Performance levels	11
4.1.2 Compatibility levels, according to IEC 61076-1	11
4.2 Pin assignment	11
4.3 Codings	11
4.4 Classification into climatic categories	11
4.5 Creepage and clearance distances	11
4.6 Current-carrying capacity	11
4.7 Marking	11
4.8 Characteristics	11
5 Dimensional information	12
5.1 General	12
5.2 Isometric view and common features	12
5.2.1 General	12
5.2.2 Common features	12
5.2.3 Reference system	12
5.3 Engagement (mating) information – Engaging (mating) direction	12
5.4 Fixed connectors	13
5.4.1 Overview about styles for fixed connectors	13
5.4.2 Interface dimensions – Fixed connectors M8	13
5.4.3 Interface dimensions – Fixed connectors M12	13
5.5 Free connectors	13
5.5.1 Overview about styles for free connectors	13
5.5.2 Style KF	13
5.5.3 Style MF	14
5.5.4 Interface dimensions – M8 free connector	15
5.5.5 Interface dimensions – M12 free connector	15
5.6 Interface dimensions – M8 male connector	15
5.7 Interface dimensions – Female connectors M8	17
5.8 Interface dimensions – Male connector M12	19
5.9 Interface dimensions – Female connector M12	21
5.10 Terminations	23
5.11 Mounting information for connectors	23
5.12 Gauges	24
5.12.1 Sizing gauges and retention force gauges	24
5.12.2 Test panel (for voltage proof test)	24
5.12.3 Test panel (for EMC/ crosstalk, etc.)	24
6 Characteristics	25
6.1 General	25
6.2 Pin assignment and other definitions	25

6.3	Classification into climatic categories	25
6.4	Electrical characteristics	25
6.4.1	Creepage and clearance distances	25
6.4.2	Voltage proof	25
6.4.3	Current-temperature derating	25
6.4.4	Initial contact resistance – interface only (separable fixed and free contact)	26
6.4.5	Input to output DC resistance	26
6.4.6	Input to output DC resistance unbalanced	26
6.4.7	Initial insulation resistance	26
6.5	Transmission characteristics	26
6.5.1	General	26
6.5.2	Insertion loss	26
6.5.3	Return loss	26
6.5.4	Propagation delay	26
6.5.5	Transverse conversion loss	26
6.5.6	Transverse conversion transfer loss	26
6.5.7	Transfer impedance (shielded only)	26
6.5.8	Coupling attenuation	26
6.5.9	Power sum alien (exogenous) NEXT	27
6.5.10	Power sum alien (exogenous) FEXT	27
6.6	Mechanical characteristics	27
6.6.1	Mechanical operation	27
6.6.2	Effectiveness of connector coupling devices	27
6.6.3	Insertion and withdrawal forces	27
6.6.4	Polarization and coding method	27
6.6.5	Dynamic stress	27
7	Tests and test schedule	27
7.1	General	27
7.2	Contact resistance measurement	27
7.3	Arrangement for vibration test	28
7.4	Test procedures and measuring methods	29
7.5	Preconditioning	29
7.6	Test schedules	29
7.7	Basic (minimum) test schedule	29
7.8	Full test schedule	29
Annex A (normative)	Contact designation for balanced cabling M8	30
A.1	Cable connection with M8	30
Annex B (normative)	Contact and pair designation for balanced cabling M12	31
B.1	Cable connection with M12	31
	Bibliography	32
	Figure 1 – Relationships between the IEC 63171 series documents and their related references	7
	Figure 2 – Type 5 connector overview	8
	Figure 3 – Engagement (mating) information	12
	Figure 4 – Free connector style KF	13
	Figure 5 – Free connector style MF	14

Figure 6 – M8 male connector interface	16
Figure 7 – M8 female connector interface	18
Figure 8 – M12 male connector interface	20
Figure 9 – M12 female connector interface	22
Figure 10 – Gauge dimensions	24
Figure 11 – Contact resistance test arrangement	27
Figure 12 – Dynamic stress test arrangement	28
Figure A.1 – Mating side contact arrangement for balanced cabling with M8	30
Figure B.1 – Mating side contact arrangement for balanced cabling with M12	31
Table 1 – Dimensions of free connector style KF	14
Table 2 – Dimensions of free connector style MF	15
Table 3 – Dimensions of M8 male connector	17
Table 4 – Dimensions of M8 female connector	19
Table 5 – Dimensions of M12 male connector	21
Table 6 – Dimensions of M12 female connector	23
Table 7 – Gauges	24
Table 8 – Creepage and clearance distances	25
Table A.1 – Contact and pair designation for balanced cabling with M8	30
Table B.1 – Contact and pair designation for balanced cabling with M12	31

INTERNATIONAL ELECTROTECHNICAL COMMISSION

CONNECTORS FOR ELECTRICAL AND ELECTRONIC EQUIPMENT –**Part 5: Detail specification for 2-way M8 and M12 circular connectors, shielded or unshielded, free and fixed – Mechanical mating information, pin assignment and additional requirements for Type 5**

FOREWORD

- 1) The International Electrotechnical Commission (IEC) is a worldwide organization for standardization comprising all national electrotechnical committees (IEC National Committees). The object of IEC is to promote international co-operation on all questions concerning standardization in the electrical and electronic fields. To this end and in addition to other activities, IEC publishes International Standards, Technical Specifications, Technical Reports, Publicly Available Specifications (PAS) and Guides (hereafter referred to as "IEC Publication(s)"). Their preparation is entrusted to technical committees; any IEC National Committee interested in the subject dealt with may participate in this preparatory work. International, governmental and non-governmental organizations liaising with the IEC also participate in this preparation. IEC collaborates closely with the International Organization for Standardization (ISO) in accordance with conditions determined by agreement between the two organizations.
- 2) The formal decisions or agreements of IEC on technical matters express, as nearly as possible, an international consensus of opinion on the relevant subjects since each technical committee has representation from all interested IEC National Committees.
- 3) IEC Publications have the form of recommendations for international use and are accepted by IEC National Committees in that sense. While all reasonable efforts are made to ensure that the technical content of IEC Publications is accurate, IEC cannot be held responsible for the way in which they are used or for any misinterpretation by any end user.
- 4) In order to promote international uniformity, IEC National Committees undertake to apply IEC Publications transparently to the maximum extent possible in their national and regional publications. Any divergence between any IEC Publication and the corresponding national or regional publication shall be clearly indicated in the latter.
- 5) IEC itself does not provide any attestation of conformity. Independent certification bodies provide conformity assessment services and, in some areas, access to IEC marks of conformity. IEC is not responsible for any services carried out by independent certification bodies.
- 6) All users should ensure that they have the latest edition of this publication.
- 7) No liability shall attach to IEC or its directors, employees, servants or agents including individual experts and members of its technical committees and IEC National Committees for any personal injury, property damage or other damage of any nature whatsoever, whether direct or indirect, or for costs (including legal fees) and expenses arising out of the publication, use of, or reliance upon, this IEC Publication or any other IEC Publications.
- 8) Attention is drawn to the Normative references cited in this publication. Use of the referenced publications is indispensable for the correct application of this publication.
- 9) Attention is drawn to the possibility that some of the elements of this IEC Publication may be the subject of patent rights. IEC shall not be held responsible for identifying any or all such patent rights.

IEC 63171-5 has been prepared by subcommittee 48B: Electrical connectors, of IEC technical committee 48: Electrical connectors and mechanical structures for electrical and electronic equipment. It is an International Standard.

The text of this International Standard is based on the following documents:

Draft	Report on voting
48B/2973/FDIS	48B/2983/RVD

Full information on the voting for its approval can be found in the report on voting indicated in the above table.

The language used for the development of this International Standard is English.

This document was drafted in accordance with ISO/IEC Directives, Part 2, and developed in accordance with ISO/IEC Directives, Part 1 and ISO/IEC Directives, IEC Supplement, available at www.iec.ch/members_experts/refdocs. The main document types developed by IEC are described in greater detail at www.iec.ch/standardsdev/publications.

A list of all parts of IEC 63171 series, under the general title *Connectors for electrical and electronic equipment*, can be found on the IEC website.

The committee has decided that the contents of this document will remain unchanged until the stability date indicated on the IEC website under webstore.iec.ch in the data related to the specific document. At this date, the document will be

- reconfirmed,
- withdrawn,
- replaced by a revised edition, or
- amended.

INTRODUCTION

IEC 63171 is the base specification of the whole series. Subsequent specifications do not duplicate information given in the base document, but list only additional requirements. For complete specification regarding a component of a higher number document all lower numbered documents shall be considered as well. Figure 1 shows the interrelation of the documents.

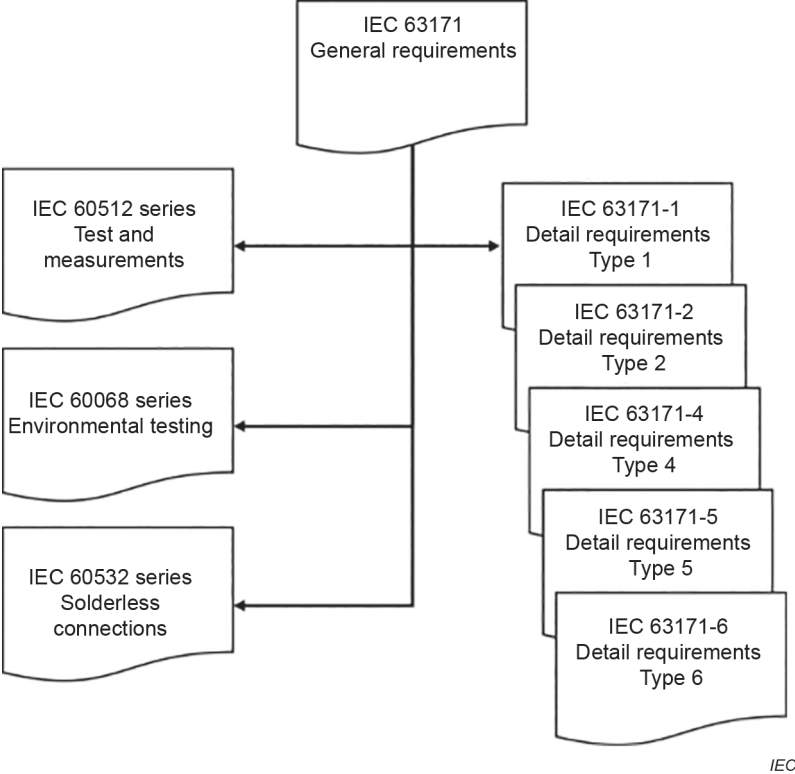


Figure 1 – Relationships between the IEC 63171 series documents and their related references

NOTE IEC 63171-1 and IEC 63171-6 contain duplicate information, which is either equal to or better than the minimum requirements of this document; such duplicate information will be removed in later editions.

This document refers to International Standards for test and measurement, environmental testing as well as solderless connections.

A general overview about the connectors in this document is shown in Figure 2.

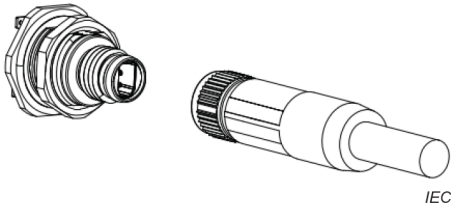
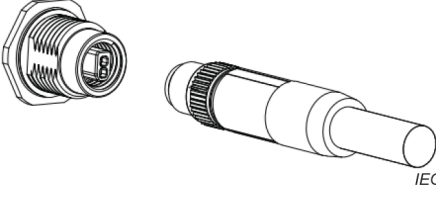
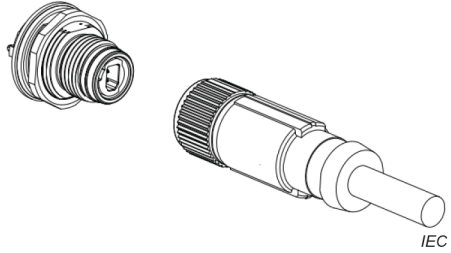
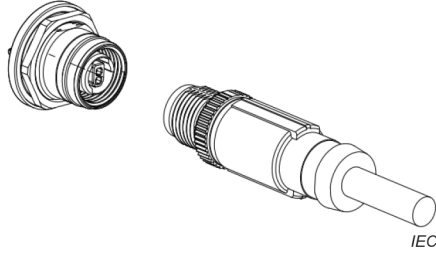
<p>IEC SC 48B – Electrical connectors</p> <p>Specification available from: IEC General secretariat or from the addresses shown on the inside cover.</p>		<p>IEC 63171-5 Ed. 1</p>
 <p>Fixed connector: M8 outer thread and male contacts Free connector: M8 inner thread and female contacts</p>	 <p>Fixed connector: M8 inner thread and female contacts Free connector: M8 outer thread and male contacts</p>	<p>Circular connectors for data and power applications with 2 ways in a M8 and in a M12 style system</p> <p>Male and female connectors Male and female contacts</p> <p>Rewireable – Non-rewireable</p>
 <p>Fixed connector: M12 outer thread and male contacts Free connector: M12 inner thread and female contacts</p>	 <p>Fixed connector: M12 inner thread and female contacts Free connector: M12 outer thread and male contacts</p>	<p>Free cable connectors Straight and angled connectors</p> <p>Fixed connectors Flange mounting Single hole mounting</p>

Figure 2 – Type 5 connector overview

CONNECTORS FOR ELECTRICAL AND ELECTRONIC EQUIPMENT –

Part 5: Detail specification for 2-way M8 and M12 circular connectors, shielded or unshielded, free and fixed – Mechanical mating information, pin assignment and additional requirements for Type 5

1 Scope

This part of IEC 63171 describes 2-way shielded or unshielded circular connectors with IP65/IP67 M8 or M12 locking, typically used for balanced single-pair data transmission with frequencies up to 600 MHz and with current-carrying capacity up to 4 A, for use in areas with harsh environmental conditions.

These connectors consist of fixed and free connectors, either rewirable or non-rewirable. Male connectors have square cross-section contacts.

M12 describes the dimensions of the styles and thread of the screw-locking mechanism according to IEC 61076-2-101 of this size of circular connectors. M8 describes the dimensions of the styles and thread of the screw-locking mechanism according to IEC 61076-2-104.

Use of alternative locking mechanisms according to IEC 61076-2-010 (push-pull locking) or IEC 61076-2-011 (bayonet locking) is possible, within the corresponding size.

The coding provided by this document prevents the mating of accordingly coded male or female connectors to other similarly sized interfaces covered by this or other documents.

This document covers Type 5 connectors. Each part of this series has the associated type number equal to the number of the part in the series. All connectors in the IEC 63171 series are deemed to provide the same functions as defined in IEC 63171:2021, using different mechanical interfaces.

These Type 5 connectors are interoperable with Type 2 connectors according to IEC 63171-2, except the locking and sealing system provided by the outer shell.

The shielded and unshielded connectors are interoperable for their internal transmission performance and can be exchanged. The shielded version has improved EMC and coupling properties.

2 Normative references

The following documents are referred to in the text in such a way that some or all of their content constitutes requirements of this document. For dated references, only the edition cited applies. For undated references, the latest edition of the referenced document (including any amendments) applies.

IEC 60050-581, *International Electrotechnical Vocabulary (IEV) – Part 581: Electromechanical components for electronic equipment*

IEC 60352 (all parts), *Solderless connections*

IEC 60512-1, *Connectors for electrical and electronic equipment – Tests and measurements – Part 1: Generic specification*